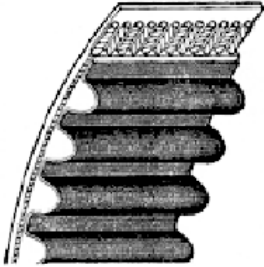


M.E.C. SYNCHRONOUS TIMING BELT[®] HTD[®]

for industrial transmission

Discount Ref. 11 Group D



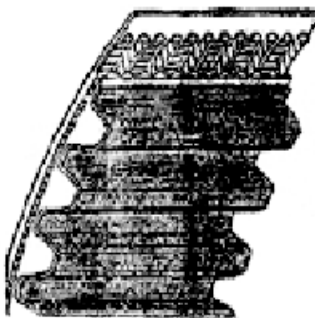
HTD[®] MEANS HIGH TORQUE DRIVE

The synchronous HTD[®] belts are characterised by a new profile (rounded notched) which make it possible to transmit more power with the same pitch as traditional synchronous notched belts. To this the following advantages are added:

Reduction of noise and interference, increased resistance against notched being skipped and shearing stress, precise angular transmission and constant speed up to 50 mt/sec. , low tensioning, excellent reliability, compact dimensions and moderate maintenance.

M.E.C. SYNCHRONOUS TIMING BELT[®] STD[®]

for industrial transmission



STD[®] MEANS HIGH TORQUE DRIVE

In addition to the advantage above indicated for HTD[®] belts the following advantages are added:

- longer life thanks to the new profile edge and to a higher quality of the material used for the belt manufacture.
- Temperature resistance between -40° and 100°C , resistance to atmospheric agents and moderately to the oil
- No noise
- Moderate maintenance
- These belts permit the synchrony transmission, made in the past by means of chain , and therefore high power transmission with low revolution number.

Classification of M.E.C. TIMING BELT[®] HTD[®] and STD[®]

M.E.C. TIMING BELT[®] HTD[®] and STD[®] , identified by commercial names, are available in the following pitch diameters and standard widths.

| Pitch code | Commercial name | Pitch mm | Notch thickness mm | Tot. thickness mm | Standard Widths mm |
|------------|-----------------|----------|--------------------|-------------------|---------------------|
| 5 | 3 M | 3 | 1,2 | 2,4 | 6-9-15 |
| 6 | 5 M | 5 | 2,1 | 3,6 | 9-15-25 |
| 7 | 8 M | 8 | 3,3 | 5,6 | 20-30-50-85 |
| 3 | 8 MS | 8 | 3 | 5,3 | 20-30-50-85 |
| 8 | 14 M | 14 | 6,1 | 10 | 40-55-85-115-170 |
| 9 | 20 M | 20 | 9 | 13,2 | 115-170-230-290-340 |

Identification of M.E.C. TIMING BELT[®] HTD[®] and STD[®] belts

M.E.C. TIMING BELT[®] HTD[®] belts are identified by their pitch length in mm , pitch diameter in mm, and width in mm.

Example:

A belt with a pitch length of 960 mm, pitch diameter of 8 mm and a width of 50 mm is described as follows :

960 8M 50

M.E.C. TIMING BELT® HTD® and STD® TOLERANCE

Tables A, B, C show respectively the width, development and thickness tolerances of the M.E.C. TIMING BELT HTD and STD.

Table A - Width tolerance of M.E.C. TIMING BELT 3-5-8-14 M HTD and 8M super STD

| Width in mm | | Width Tolerance (mm) | | |
|----------------|------------|---------------------------|--|---------------------------|
| Over | Up to | Up to 800 mm pitch length | Up to 800 mm over 1760 mm pitch length | Over 1760 mm pitch length |
| - | 9 | + 0,4 - 0,8 | + 0,4 - 0,8 | - - |
| 9 | 40 | ± 0,8 | + 0,8 - 1,2 | + 0,8 - 1,2 |
| 40 | 50 | + 0,8 - 1,2 | ± 1,2 | + 1,2 - 1,5 |
| 50 | 85 | + 1,2 | ± 1,5 | + 1,5 - 2,0 |
| 85 | 170 | ± 1,5 | + 1,5 - 2 | ± 2 - 1,2 |
| >170 | | | ± 4,8 | ± 4,8 |

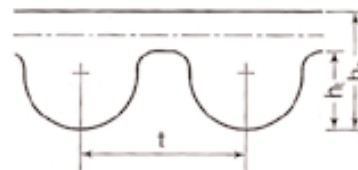
Tolerance of width of 20M type belts is 8 mm for any width or development

Table B - tolerance on development of M.E.C. TIMING BELT HTD and STD belts

| Belt width in mm | | Tolerance mm | Belt width in mm | | Tolerance □ mm |
|------------------|-------|----------------|------------------|-------|----------------|
| Over | Up to | | Over | Up to | |
| - | 250 | ± 0,40 | 2500 | 2750 | ± 1,05 |
| 250 | 380 | ± 0,45 | 2750 | 3000 | ± 1,10 |
| 380 | 500 | ± 0,50 | 3000 | 3250 | ± 1,15 |
| 500 | 750 | ± 0,60 | 3250 | 3500 | ± 1,20 |
| 750 | 950 | ± 0,65 | 3500 | 3750 | ± 1,25 |
| 950 | 1250 | ± 0,75 | 3750 | 4000 | ± 1,30 |
| 1250 | 1500 | ± 0,80 | 4000 | 4250 | ± 1,35 |
| 1500 | 1750 | ± 0,85 | 4250 | 4500 | ± 1,40 |
| 1750 | 2000 | ± 0,90 | 4500 | 5000 | ± 1,50 |
| 2000 | 2250 | ± 0,95 | 5000 | - | ± 1,60 |
| 2250 | 2500 | ± 1,00 | | | |

Table C - Thickness of M.E.C. TIMING BELT and relative □

| Type | Thickness measured on notch □ mm | Degree of tolerance □ mm |
|-------------|----------------------------------|--------------------------|
| 3 M | 2,4 | ± 0,2 |
| 5 M | 3,6 | ± 0,25 |
| 8 M | 5,6 | ± 0,4 |
| 8 MS | 5,3 | ± 0,4 |
| 14 M | 10,0 | ± 0,6 |
| 20 M | 13,2 | ± 0,8 |



| Section | t mm | h _s mm | h _t mm |
|---------|------|-------------------|-------------------|
| 3 M | 3 | 2,4 | 1,2 |
| 5 M | 5 | 3,6 | 2,1 |
| 8 M | 8 | 5,6 | 3,4 |
| 8 MS | 8 | 5,3 | 3 |
| 14 M | 14 | 10,0 | 6,1 |
| 20 M | 20 | 13,2 | 9,0 |

All M.E.C. TIMING BELT HTD and STD belts have a ground outside surface and a special fibreglass insert to ensure fluid movement.

Please consult the Calculus Booklet for technical features

M.E.C. TIMING BELT® HTD® BELTS

Pitch 3M

| N° Teeth | Type and pitch development in mm | Belt Width | | |
|-------------|--|------------|-----|------|
| | | 6mm | 9mm | 15mm |
| 48 | 144-3 M | | | |
| 53 | 159-3 M | | | |
| 56 | 168-3 M | | | |
| 58 | 174-3 M | | | |
| 59 | 177-3 M | | | |
| 67 | 201-3 M | | | |
| *68 | 204-3 M | | | |
| 70 | 210-3 M | | | |
| 71 | 213-3 M | | | |
| 72 | 216-3 M | | | |
| 75 | 225-3 M | | | |
| 82 | 246-3 M | | | |
| 84 | 252-3 M | | | |
| 85 | 255-3 M | | | |
| *89 | 267-3 M | | | |
| 95 | 285-3 M | | | |
| 100 | 300-3 M | | | |
| *104 | 312-3 M | | | |
| 106 | 318-3 M | | | |
| 112 | 336-3 M | | | |
| 113 | 339-3 M | | | |
| 121 | 363-3 M | | | |
| 128 | 384-3 M | | | |
| 130 | 390-3 M | | | |
| 140 | 420-3 M | | | |
| 149 | 447-3 M | | | |
| 158 | 474-3 M | | | |
| 160 | 480-3 M | | | |
| 165 | 495-3 M | | | |
| 167 | 501-3 M | | | |
| 171 | 513-3 M | | | |
| 174 | 522-3 M | | | |
| 175 | 525-3 M | | | |
| *177 | 531-3 M | | | |
| 179 | 537-3 M | | | |
| 188 | 564-3 M | | | |
| 190 | 570-3 M | | | |
| 202 | 606-3 M | | | |
| 211 | 633-3 M | | | |
| 236 | 708-3 M | | | |
| 237 | 711-3 M | | | |
| 257 | 753-3 M | | | |
| 281 | 843-3 M | | | |

Pitch 3M

| N° Teeth | Type and pitch development in mm | Belt Width | | |
|-------------|--|------------|-----|------|
| | | 6mm | 9mm | 15mm |
| 294 | 882-3 M | | | |
| 315 | 945-3 M | | | |
| 320 | 960-3 M | | | |
| 347 | 1041-3 M | | | |
| *354 | 1062-3 M | | | |
| 356 | 1068-3 M | | | |
| 357 | 1071-3 M | | | |
| 375 | 1125-3 M | | | |
| *421 | 1263-3 M | | | |

M.E.C. TIMING BELT® HTD® BELTS

Pitch 5M

| N° Teeth | Type and pitch development in mm | Belt Width | | |
|-------------|--|------------|------|------|
| | | 9mm | 15mm | 25mm |
| 60 | 300-5 M | | | |
| 66 | 330-5 M | | | |
| 70 | 350-5 M | | | |
| 75 | 375-5 M | | | |
| 80 | 400-5 M | | | |
| 85 | 425-5 M | | | |
| 90 | 450-5 M | | | |
| 95 | 475-5 M | | | |
| 100 | 500-5 M | | | |
| 107 | 535-5 M | | | |
| 113 | 565-5 M | | | |
| 120 | 600-5 M | | | |
| 123 | 615-5 M | | | |
| 124 | 620-5 M | | | |
| 126 | 630-5 M | | | |
| 127 | 635-5 M | | | |
| 133 | 665-5 M | | | |
| 140 | 700-5 M | | | |
| 142 | 710-5 M | | | |
| *148 | 740-5 M | | | |
| 151 | 755-5 M | | | |
| 160 | 800-5 M | | | |
| 178 | 890-5 M | | | |
| 185 | 925-5 M | | | |
| *190 | 950-5 M | | | |
| 200 | 1000-5 M | | | |
| 210 | 1050-5 M | | | |
| 225 | 1125-5 M | | | |
| 254 | 1270-5 M | | | |
| *284 | 1420-5 M | | | |
| 300 | 1500-5 M | | | |
| *319 | 1595-5 M | | | |
| *358 | 1790-5 M | | | |
| *360 | 1800-5 M | | | |
| *379 | 1895-5 M | | | |
| *400 | 2000-5 M | | | |
| *505 | 2525-5 M | | | |

Pitch 8M

| N° Teeth | Type and pitch development in mm | Belt Width | | | |
|-------------|--|------------|------|------|------|
| | | 20mm | 30mm | 50mm | 85mm |
| 47 | 376-8 M | | | | |
| 53 | 424-8 M | | | | |
| 60 | 480-8 M | | | | |
| 70 | 560-8 M | | | | |
| 75 | 600-8 M | | | | |
| 78 | 624-8 M | | | | |
| 80 | 640-8 M | | | | |
| 82 | 656-8 M | | | | |
| 90 | 720-8 M | | | | |
| 98 | 784-8 M | | | | |
| 100 | 800-8 M | | | | |
| 110 | 880-8 M | | | | |
| 114 | 912-8 M | | | | |
| 115 | 920-8 M | | | | |
| 120 | 960-8 M | | | | |
| 130 | 1040-8 M | | | | |
| 140 | 1120-8 M | | | | |
| 150 | 1200-8 M | | | | |
| 160 | 1280-8 M | | | | |
| 163 | 1304-8 M | | | | |
| 166 | 1328-8 M | | | | |
| 170 | 1360-8 M | | | | |
| 180 | 1440-8 M | | | | |
| 200 | 1600-8 M | | | | |
| 220 | 1760-8 M | | | | |
| 225 | 1800-8 M | | | | |
| 250 | 2000-8 M | | | | |
| 281 | 2248-8 M | | | | |
| 300 | 2400-8 M | | | | |
| 350 | 2800-8 M | | | | |

M.E.C. TIMING BELT® HTD® BELTS

Pitch 14M

| N° Teeth | Type and pitch development in mm | Belt Width | | | |
|-------------|--|------------|------|------|-------------|
| | | 40mm | 55mm | 85mm | 115mm 170mm |
| 69 | 966-14M | | | | |
| 85 | 1190-14M | | | | |
| 100 | 1400-14M | | | | |
| 115 | 1610-14M | | | | |
| 127 | 1778-14M | | | | |
| 135 | 1890-14M | | | | |
| 150 | 2100-14M | | | | |
| 165 | 2310-14M | | | | |
| 175 | 2450-14M | | | | |
| 185 | 2590-14M | | | | |
| 200 | 2800-14M | | | | |
| 225 | 3150-14M | | | | |
| 250 | 3500-14M | | | | |
| 275 | 3850-14M | | | | |
| 309 | 4326-14M | | | | |
| 327 | 4578-14M | | | | |

Pitch 20M

| N° Teeth | Type and pitch development in mm | Belt Width | | | |
|-------------|--|------------|-------|-------|-------------|
| | | 115mm | 170mm | 230mm | 290mm 340mm |
| 100 | 2000-20M | | | | |
| 125 | 2500-20M | | | | |
| 170 | 3400-20M | | | | |
| 190 | 3800-20M | | | | |
| 210 | 4200-20M | | | | |
| 230 | 4600-20M | | | | |
| 250 | 5000-20M | | | | |
| 260 | 5200-20M | | | | |
| 270 | 5400-20M | | | | |
| 280 | 5600-20M | | | | |
| 290 | 5800-20M | | | | |
| 300 | 6000-20M | | | | |
| 310 | 6200-20M | | | | |
| 320 | 6400-20M | | | | |
| 330 | 6600-20M | | | | |